

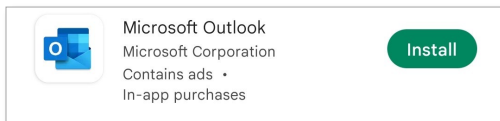
Setup your email in the Outlook mobile app on your Android phone.



1

INSTALL THE MOBILE APP

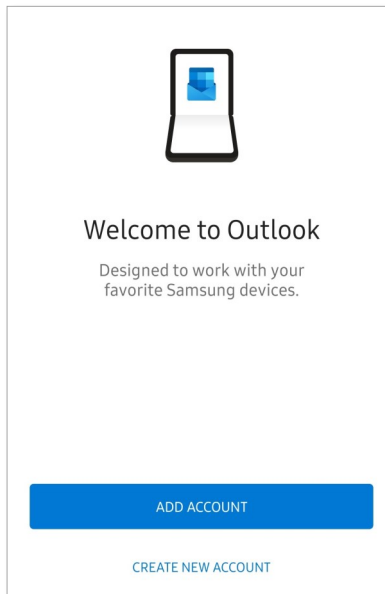
- Open the Google Play Store and search for "Outlook".
- Tap Install for the Microsoft Outlook app.
- Go back to the home screen after it is installed.



2

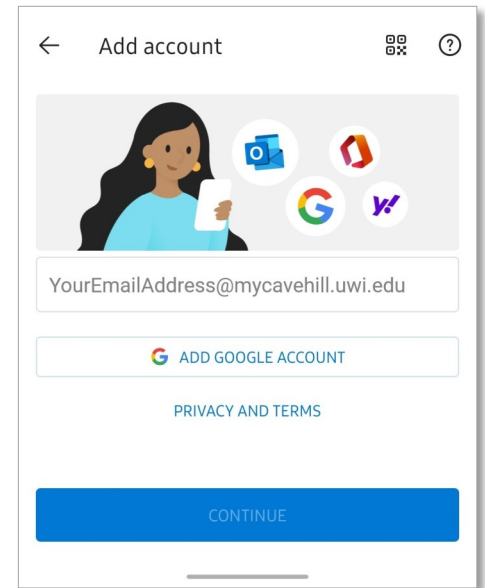
SETUP THE APP

- Open the Outlook mobile app
- Tap on Add Account



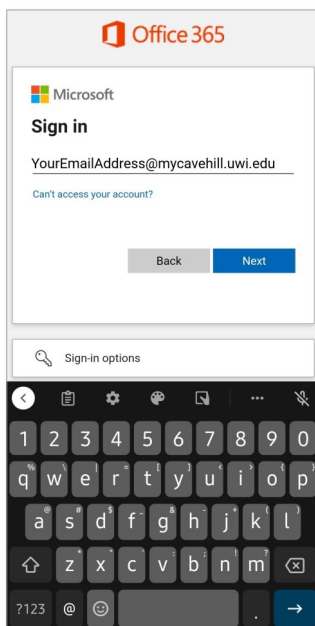
3

- Enter your MyCaveHill email address
- Tap the Continue button



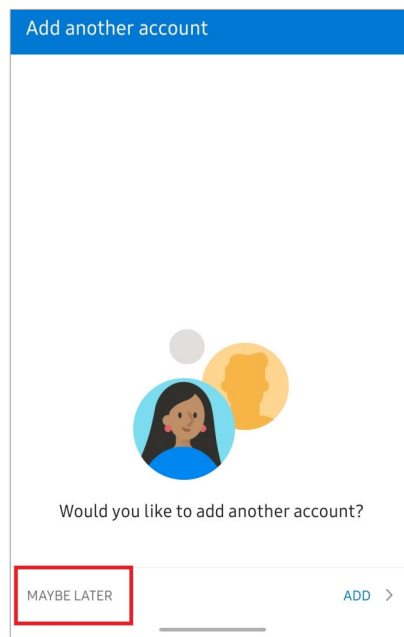
4

- Login with your MyCaveHill email & password when prompted.



5

- Tap the Maybe Later button to complete the setup.



6

Congratulations! Your email setup in the Outlook mobile app is now complete.

