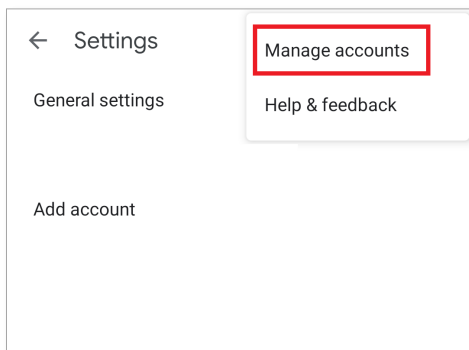


Setup your email in the Gmail mobile app on your Android phone.



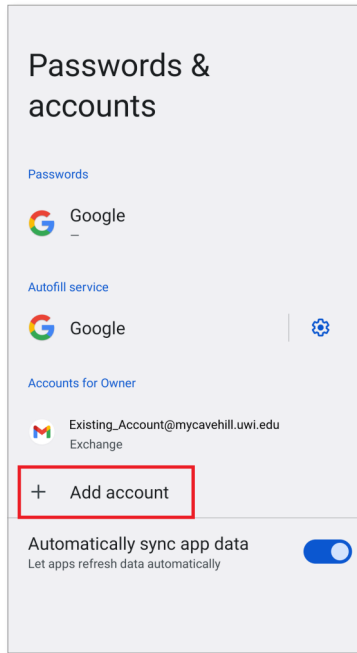
1

- Open the Gmail mobile app.
- If there are existing email accounts in the app, tap the menu icon at the top left and tap on Settings at the bottom.
- Tap on the 3 vertical dots (top right), and tap on Manage accounts.



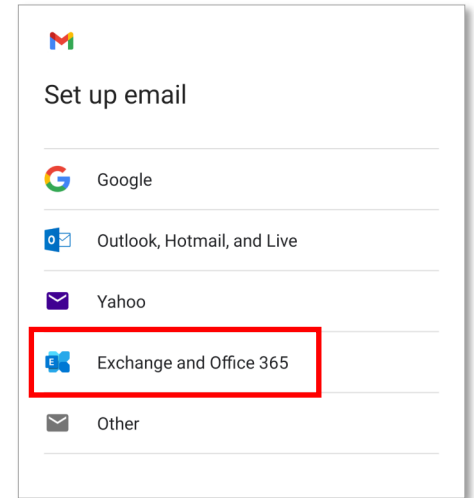
2

- Tap on Add account.



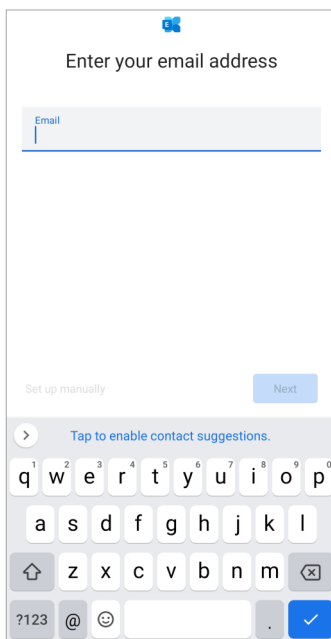
3

- Tap on Exchange and Office 365.



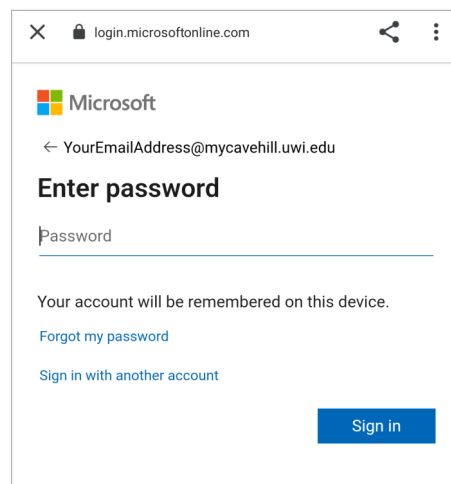
4

- Enter your MyCaveHill email address where indicated.



5

- Enter your email password.
- Tap Sign in.



6

After tapping on Done your email setup in the Gmail mobile app will be completed.

